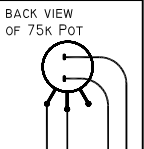
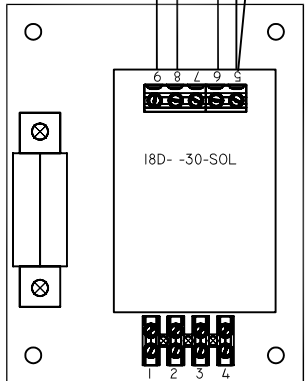
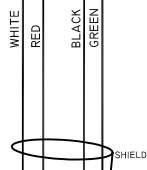


REMOTE MOUNTED CONTROL POTENTIOMETER
CAN BE MOUNTED IN A SWITCH PLATE

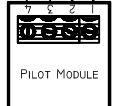


4-CONDUCTOR #22 GAUGE STRANDED CABLE WITH SHIELD



OPTIONAL THERMOSTAT CONTROL FOR ON/OFF

OPTIONAL VOLTAGE CONTROL FOR ON/OFF

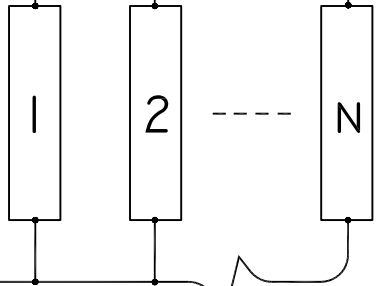


24 VDC ON/OFF SIGNAL

BREAKER PANEL

240 VAC (OR 120 VAC)

SOLAIRA HEATERS
(ONE OR MORE)



Dwg. No. 18D/6.097

CONNECTION DIAGRAM FOR SOLAIRA HEATERS USED WITH VARIABLE POWER CONTROL RATED FOR 30 AMPS.

Dm By:	RLW	3/10
App By:		

INFORESIGHT CONSUMER PRODUCTS INC.

Rev.